

DDEC® Reports - Last Stop Record

Print Date: Dec 19, 2007 12:35 PM (CST)

Doughty & Powers Engineering
 5929 Knight Ave
 Tuscaloosa, AL 35405
 205-758-4488

Trip: 11/16/2004 to 12/19/2007 (EST)
 Vehicle ID: XXXXXXXXXX
 Driver ID:
 Odometer: 399645.5 mi

Trip Distance	399645.5 mi	Trip Time	9630:40:18
Trip Fuel	65604.75 gal	Fuel Consumption	6.81 gal/h
Fuel Economy	6.09 mpg	Idle Time	2555:42:37
Avg Drive Load	48 %	Idle Percent	26.54 %
Avg Vehicle Speed	56.5 mph	Idle Fuel	1825.38 gal

Last Stop Time: 11/16/2007 03:01:23 (EST)

Last Stop Odometer: 399645.5 mi

Time	Vehicle Speed (mph)	Engine Speed (rpm)	Brake	Clutch	Engine Load (%)	Throttle (%)	Cruise	Diagnostic Code
-1:44	70.0	1565	No	No	23.00	0.00	Yes	No
-1:43	70.0	1564	No	No	24.50	0.00	Yes	No
-1:42	70.0	1561	No	No	24.50	0.00	Yes	No
-1:41	70.0	1561	No	No	26.50	0.00	Yes	No
-1:40	70.0	1563	No	No	29.00	0.00	Yes	No
-1:39	70.0	1562	No	No	30.00	0.00	Yes	No
-1:38	70.0	1565	No	No	27.00	0.00	Yes	No
-1:37	70.0	1564	No	No	29.00	0.00	Yes	No
-1:36	70.0	1565	No	No	30.50	0.00	Yes	No
-1:35	70.0	1563	No	No	32.00	0.00	Yes	No
-1:34	70.0	1565	No	No	33.50	0.00	Yes	No
-1:33	70.0	1563	No	No	37.00	0.00	Yes	No
-1:32	70.0	1564	No	No	37.50	0.00	Yes	No
-1:31	70.0	1562	No	No	43.50	0.00	Yes	No
-1:30	69.5	1559	No	No	51.00	0.00	Yes	No
-1:29	69.5	1558	No	No	57.50	0.00	Yes	No
-1:28	69.5	1560	No	No	62.50	0.00	Yes	No
-1:27	69.5	1561	No	No	68.00	0.00	Yes	No
-1:26	70.0	1561	No	No	74.00	0.00	Yes	No
-1:25	69.5	1559	No	No	79.50	0.00	Yes	No
-1:24	70.0	1560	No	No	84.00	0.00	Yes	No
-1:23	70.0	1565	No	No	84.50	0.00	Yes	No
-1:22	70.0	1566	No	No	84.00	0.00	Yes	No
-1:21	70.0	1564	No	No	85.50	0.00	Yes	No
-1:20	70.0	1566	No	No	82.50	0.00	Yes	No
-1:19	70.0	1567	No	No	81.00	0.00	Yes	No
-1:18	70.0	1568	No	No	79.50	0.00	Yes	No
-1:17	70.0	1564	No	No	77.50	0.00	Yes	No
-1:16	70.0	1564	No	No	76.00	0.00	Yes	No
-1:15	70.0	1563	No	No	73.50	0.00	Yes	No
-1:14	70.0	1569	No	No	67.50	0.00	Yes	No
-1:13	70.5	1569	No	No	61.50	0.00	Yes	No
-1:12	70.0	1567	No	No	57.00	0.00	Yes	No
-1:11	70.0	1569	No	No	52.00	0.00	Yes	No
-1:10	70.5	1572	No	No	47.00	0.00	Yes	No
-1:09	70.5	1571	No	No	42.50	0.00	Yes	No
-1:08	70.0	1567	No	No	41.50	0.00	Yes	No
-1:07	70.0	1568	No	No	38.00	0.00	Yes	No
-1:06	70.0	1569	No	No	35.50	0.00	Yes	No
-1:05	70.0	1569	No	No	32.50	0.00	Yes	No

DDEC® Reports - Last Stop Record

Print Date: Dec 19, 2007 12:35 PM (CST)

Doughty & Powers Engineering
 5929 Knight Ave
 Tuscaloosa, AL 35405
 205-758-4488

Trip: 11/16/2004 to 12/19/2007 (EST)
 Vehicle ID: XXXXXXXXXX
 Driver ID:
 Odometer: 399645.5 mi

Last Stop Time: 11/16/2007 03:01:23 (EST)

Last Stop Odometer: 399645.5 mi

Time	Vehicle Speed (mph)	Engine Speed (rpm)	Brake	Clutch	Engine Load (%)	Throttle (%)	Cruise	Diagnostic Code
-1:04	70.0	1569	No	No	29.50	0.00	Yes	No
-1:03	70.0	1568	No	No	26.00	0.00	Yes	No
-1:02	70.5	1566	No	No	24.50	0.00	Yes	No
-1:01	70.0	1565	No	No	24.00	0.00	Yes	No
-1:00	70.0	1561	No	No	28.00	0.00	Yes	No
-0:59	70.0	1562	No	No	30.00	0.00	Yes	No
-0:58	70.0	1563	No	No	30.00	0.00	Yes	No
-0:57	70.0	1561	No	No	32.50	0.00	Yes	No
-0:56	70.0	1562	No	No	32.50	0.00	Yes	No
-0:55	70.0	1561	No	No	35.50	0.00	Yes	No
-0:54	70.0	1562	No	No	37.50	0.00	Yes	No
-0:53	70.0	1562	No	No	38.50	0.00	Yes	No
-0:52	70.0	1560	No	No	41.00	0.00	Yes	No
-0:51	70.0	1563	No	No	39.00	0.00	Yes	No
-0:50	70.0	1563	No	No	36.50	0.00	Yes	No
-0:49	70.0	1566	No	No	35.50	0.00	Yes	No
-0:48	70.0	1566	No	No	36.50	0.00	Yes	No
-0:47	70.0	1567	No	No	35.50	0.00	Yes	No
-0:46	70.0	1565	No	No	37.50	0.00	Yes	No
-0:45	70.0	1563	No	No	41.00	0.00	Yes	No
-0:44	70.0	1559	No	No	44.50	0.00	Yes	No
-0:43	70.0	1561	No	No	44.50	0.00	Yes	No
-0:42	70.0	1563	No	No	44.50	0.00	Yes	No
-0:41	70.0	1563	No	No	45.00	0.00	Yes	No
-0:40	70.0	1562	No	No	46.00	0.00	Yes	No
-0:39	70.0	1565	No	No	44.50	0.00	Yes	No
-0:38	70.0	1565	No	No	46.50	0.00	Yes	No
-0:37	69.5	1564	No	No	48.00	0.00	Yes	No
-0:36	70.0	1566	No	No	49.50	0.00	Yes	No
-0:35	70.0	1566	No	No	49.50	0.00	Yes	No
-0:34	70.0	1564	No	No	48.50	0.00	Yes	No
-0:33	70.0	1561	No	No	50.00	0.00	Yes	No
-0:32	70.0	1564	No	No	46.50	0.00	Yes	No
-0:31	70.0	1565	No	No	43.00	0.00	Yes	No
-0:30	70.0	1567	No	No	40.00	0.00	Yes	No
-0:29	70.0	1567	No	No	37.50	0.00	Yes	No
-0:28	70.0	1566	No	No	33.50	0.00	Yes	No
-0:27	70.0	1567	No	No	30.50	0.00	Yes	No
-0:26	70.0	1564	No	No	30.50	0.00	Yes	No
-0:25	70.0	1564	No	No	29.50	0.00	Yes	No
-0:24	70.0	1568	No	No	28.00	0.00	Yes	No
-0:23	70.0	1567	No	No	26.50	0.00	Yes	No
-0:22	70.0	1569	No	No	27.50	0.00	Yes	No
-0:21	70.0	1566	No	No	27.50	0.00	Yes	No
-0:20	70.0	1563	No	No	27.00	0.00	Yes	No

DDEC® Reports - Last Stop Record

Print Date: Dec 19, 2007 12:35 PM (CST)

Doughty & Powers Engineering
 5929 Knight Ave
 Tuscaloosa, AL 35405
 205-758-4488

Trip: 11/16/2004 to 12/19/2007 (EST)
 Vehicle ID: XXXXXXXXXX
 Driver ID:
 Odometer: 399645.5 mi

Last Stop Time: 11/16/2007 03:01:23 (EST)

Last Stop Odometer: 399645.5 mi

Time	Vehicle Speed (mph)	Engine Speed (rpm)	Brake	Clutch	Engine Load (%)	Throttle (%)	Cruise	Diagnostic Code
-0:19	70.0	1563	No	No	26.00	0.00	Yes	No
-0:18	70.0	1565	No	No	24.00	0.00	Yes	No
-0:17	70.0	1565	No	No	22.50	0.00	Yes	No
-0:16	70.0	1569	No	No	19.00	0.00	Yes	No
-0:15	70.0	1569	No	No	17.50	0.00	Yes	No
-0:14	70.0	1566	No	No	17.50	0.00	Yes	No
-0:13	70.0	1564	No	No	17.50	0.00	Yes	No
-0:12	70.0	1564	No	No	16.00	0.00	Yes	No
-0:11	70.0	1562	No	No	17.50	0.00	Yes	No
-0:10	70.0	1563	No	No	18.00	0.00	Yes	No
-0:09	70.0	1564	No	No	19.50	0.00	Yes	No
-0:08	70.0	1564	No	No	19.00	0.00	Yes	No
-0:07	70.0	1565	No	No	19.00	0.00	Yes	No
-0:06	65.5	1465	No	No	0.00	0.00	No	No
-0:05	58.0	1297	Yes	No	0.00	0.00	No	No
-0:04	48.5	1075	Yes	No	0.00	0.00	No	No
-0:03	31.5	706	Yes	No	35.50	30.80	No	No
-0:02	34.5	732	Yes	No	65.50	30.40	No	No
-0:01	22.5	1324	Yes	No	60.50	72.80	No	No
0:00	4.5	226	Yes	No	100.00	58.00	No	No
+0:01	0.0	0	Yes	No	0.00	49.20	No	No
+0:02	0.0	0	Yes	No	0.00	49.20	No	No
+0:03	0.0	0	Yes	No	0.00	49.20	No	No
+0:04	0.0	0	Yes	No	0.00	49.20	No	No
+0:05	0.0	0	Yes	No	0.00	48.80	No	No
+0:06	0.0	0	Yes	No	0.00	48.80	No	No
+0:07	0.0	0	Yes	No	0.00	48.80	No	No
+0:08	0.0	0	Yes	No	0.00	48.80	No	No
+0:09	0.0	0	Yes	No	0.00	48.80	No	No
+0:10	0.0	0	Yes	No	0.00	48.80	No	No
+0:11	0.0	0	Yes	No	0.00	48.80	No	No
+0:12	0.0	0	Yes	No	0.00	48.80	No	No
+0:13	0.0	0	Yes	No	0.00	48.80	No	No
+0:14	0.0	0	Yes	No	0.00	48.80	No	No
+0:15	0.0	0	Yes	No	0.00	48.80	No	No

DDEC® Reports - Last Stop Record

Print Date: Dec 19, 2007 12:35 PM (CST)

Doughty & Powers Engineering
 5929 Knight Ave
 Tuscaloosa, AL 35405
 205-758-4488

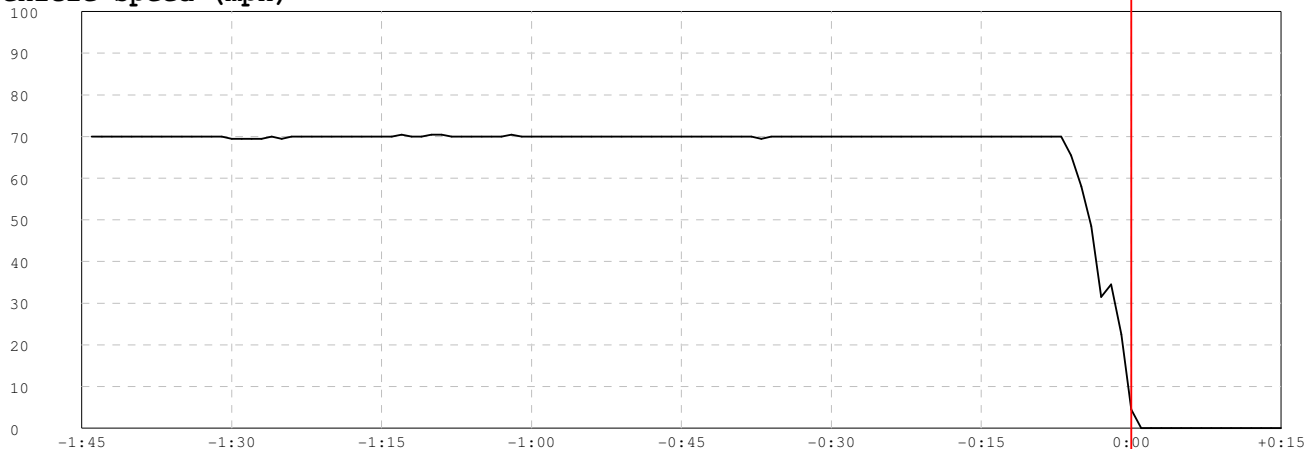
Trip: 11/16/2004 to 12/19/2007 (EST)
 Vehicle ID: XXXXXXXXXX
 Driver ID: XXXXXXXXXX
 Odometer: 399645.5 mi

Trip Distance	399645.5 mi	Trip Time	9630:40:18
Trip Fuel	65604.75 gal	Fuel Consumption	6.81 gal/h
Fuel Economy	6.09 mpg	Idle Time	2555:42:37
Avg Drive Load	48 %	Idle Percent	26.54 %
Avg Vehicle Speed	56.5 mph	Idle Fuel	1825.38 gal

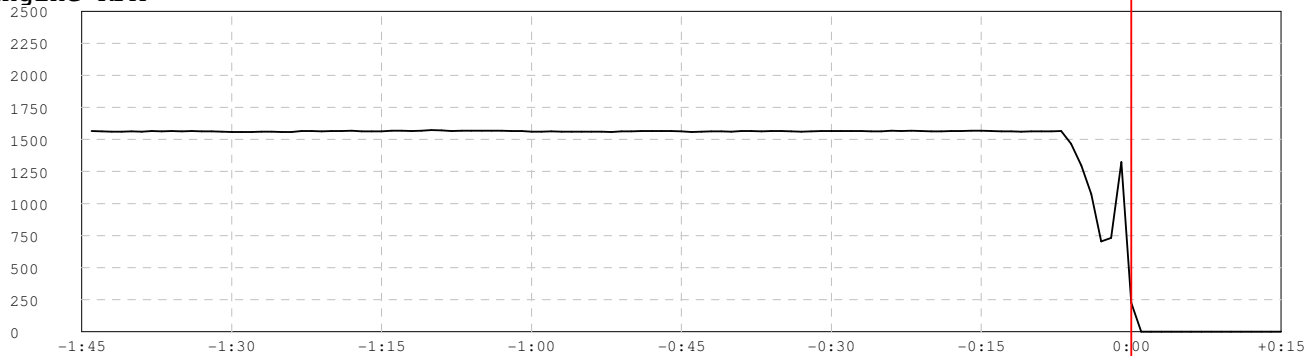
Last Stop Time: 11/16/2007 03:01:23 (EST)

Last Stop Odometer: 399645.5 mi

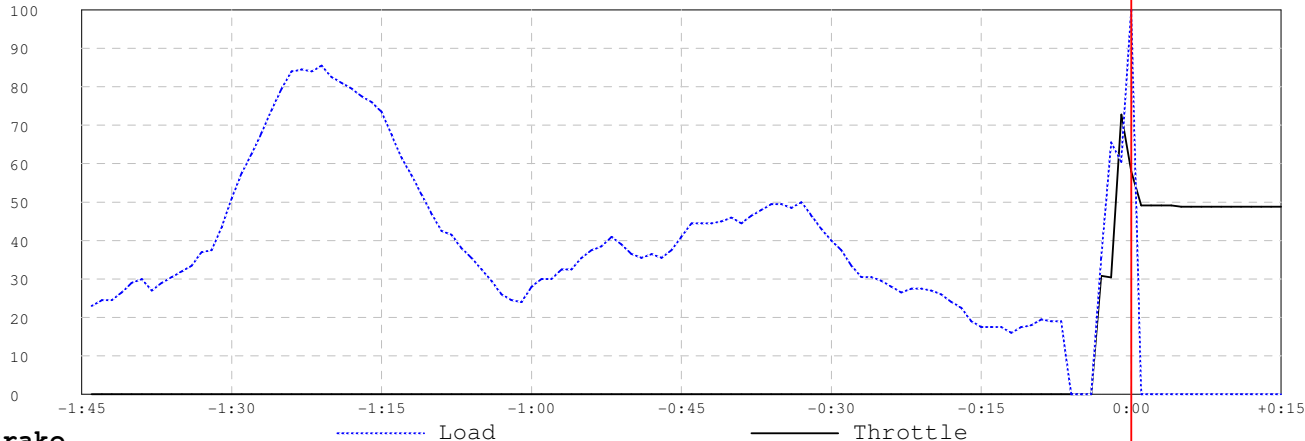
Vehicle Speed (mph)



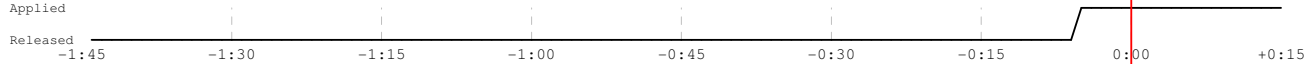
Engine RPM



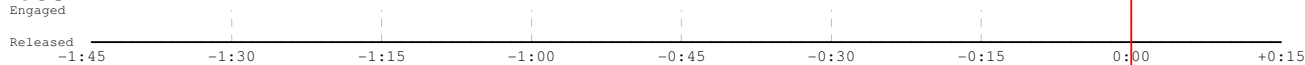
Percent



Brake



Clutch



DDEC® Reports - Hard Brake #1

Print Date: Dec 19, 2007 12:35 PM (CST)

Doughty & Powers Engineering
 5929 Knight Ave
 Tuscaloosa, AL 35405
 205-758-4488

Trip: 11/16/2004 to 12/19/2007 (EST)
 Vehicle ID: XXXXXXXXXX
 Driver ID: XXXXXXXXXX
 Odometer: 399645.5 mi

Trip Distance	399645.5 mi	Trip Time	9630:40:18
Trip Fuel	65604.75 gal	Fuel Consumption	6.81 gal/h
Fuel Economy	6.09 mpg	Idle Time	2555:42:37
Avg Drive Load	48 %	Idle Percent	26.54 %
Avg Vehicle Speed	56.5 mph	Idle Fuel	1825.38 gal

Incident Time: 11/16/2007 03:01:17 (EST)

Incident Odometer: 399645.4 mi

Time	Vehicle Speed (mph)	Engine Speed (rpm)	Brake	Clutch	Engine Load (%)	Throttle (%)	Cruise	Diagnostic Code
-1:00	70.0	1569	No	No	32.50	0.00	Yes	No
-0:59	70.0	1569	No	No	29.50	0.00	Yes	No
-0:58	70.0	1568	No	No	26.00	0.00	Yes	No
-0:57	70.5	1566	No	No	24.50	0.00	Yes	No
-0:56	70.0	1565	No	No	24.00	0.00	Yes	No
-0:55	70.0	1561	No	No	28.00	0.00	Yes	No
-0:54	70.0	1562	No	No	30.00	0.00	Yes	No
-0:53	70.0	1563	No	No	30.00	0.00	Yes	No
-0:52	70.0	1561	No	No	32.50	0.00	Yes	No
-0:51	70.0	1562	No	No	32.50	0.00	Yes	No
-0:50	70.0	1561	No	No	35.50	0.00	Yes	No
-0:49	70.0	1562	No	No	37.50	0.00	Yes	No
-0:48	70.0	1562	No	No	38.50	0.00	Yes	No
-0:47	70.0	1560	No	No	41.00	0.00	Yes	No
-0:46	70.0	1563	No	No	39.00	0.00	Yes	No
-0:45	70.0	1563	No	No	36.50	0.00	Yes	No
-0:44	70.0	1566	No	No	35.50	0.00	Yes	No
-0:43	70.0	1566	No	No	36.50	0.00	Yes	No
-0:42	70.0	1567	No	No	35.50	0.00	Yes	No
-0:41	70.0	1565	No	No	37.50	0.00	Yes	No
-0:40	70.0	1563	No	No	41.00	0.00	Yes	No
-0:39	70.0	1559	No	No	44.50	0.00	Yes	No
-0:38	70.0	1561	No	No	44.50	0.00	Yes	No
-0:37	70.0	1563	No	No	44.50	0.00	Yes	No
-0:36	70.0	1563	No	No	45.00	0.00	Yes	No
-0:35	70.0	1562	No	No	46.00	0.00	Yes	No
-0:34	70.0	1565	No	No	44.50	0.00	Yes	No
-0:33	70.0	1565	No	No	46.50	0.00	Yes	No
-0:32	69.5	1564	No	No	48.00	0.00	Yes	No
-0:31	70.0	1566	No	No	49.50	0.00	Yes	No
-0:30	70.0	1566	No	No	49.50	0.00	Yes	No
-0:29	70.0	1564	No	No	48.50	0.00	Yes	No
-0:28	70.0	1561	No	No	50.00	0.00	Yes	No
-0:27	70.0	1564	No	No	46.50	0.00	Yes	No
-0:26	70.0	1565	No	No	43.00	0.00	Yes	No
-0:25	70.0	1567	No	No	40.00	0.00	Yes	No
-0:24	70.0	1567	No	No	37.50	0.00	Yes	No
-0:23	70.0	1566	No	No	33.50	0.00	Yes	No
-0:22	70.0	1567	No	No	30.50	0.00	Yes	No
-0:21	70.0	1564	No	No	30.50	0.00	Yes	No

DDEC® Reports - Hard Brake #1

Print Date: Dec 19, 2007 12:35 PM (CST)

Doughty & Powers Engineering
 5929 Knight Ave
 Tuscaloosa, AL 35405
 205-758-4488

Trip: 11/16/2004 to 12/19/2007 (EST)
 Vehicle ID: XXXXXXXXXX
 Driver ID:
 Odometer: 399645.5 mi

Incident Time: 11/16/2007 03:01:17 (EST)

Incident Odometer: 399645.4 mi

Time	Vehicle Speed (mph)	Engine Speed (rpm)	Brake	Clutch	Engine Load (%)	Throttle (%)	Cruise	Diagnostic Code
-0:20	70.0	1564	No	No	29.50	0.00	Yes	No
-0:19	70.0	1568	No	No	28.00	0.00	Yes	No
-0:18	70.0	1567	No	No	26.50	0.00	Yes	No
-0:17	70.0	1569	No	No	27.50	0.00	Yes	No
-0:16	70.0	1566	No	No	27.50	0.00	Yes	No
-0:15	70.0	1563	No	No	27.00	0.00	Yes	No
-0:14	70.0	1563	No	No	26.00	0.00	Yes	No
-0:13	70.0	1565	No	No	24.00	0.00	Yes	No
-0:12	70.0	1565	No	No	22.50	0.00	Yes	No
-0:11	70.0	1569	No	No	19.00	0.00	Yes	No
-0:10	70.0	1569	No	No	17.50	0.00	Yes	No
-0:09	70.0	1566	No	No	17.50	0.00	Yes	No
-0:08	70.0	1564	No	No	17.50	0.00	Yes	No
-0:07	70.0	1564	No	No	16.00	0.00	Yes	No
-0:06	70.0	1562	No	No	17.50	0.00	Yes	No
-0:05	70.0	1563	No	No	18.00	0.00	Yes	No
-0:04	70.0	1564	No	No	19.50	0.00	Yes	No
-0:03	70.0	1564	No	No	19.00	0.00	Yes	No
-0:02	70.0	1565	No	No	19.00	0.00	Yes	No
-0:01	65.5	1465	No	No	0.00	0.00	No	No
0:00	58.0	1297	Yes	No	0.00	0.00	No	No
+0:01	48.5	1075	Yes	No	0.00	0.00	No	No
+0:02	31.5	706	Yes	No	35.50	30.80	No	No
+0:03	34.5	732	Yes	No	65.50	30.40	No	No
+0:04	22.5	1324	Yes	No	60.50	72.80	No	No
+0:05	4.5	226	Yes	No	100.00	58.00	No	No
+0:06	0.0	0	Yes	No	0.00	49.20	No	No
+0:07	0.0	0	Yes	No	0.00	49.20	No	No
+0:08	0.0	0	Yes	No	0.00	49.20	No	No
+0:09	0.0	0	Yes	No	0.00	49.20	No	No
+0:10	0.0	0	Yes	No	0.00	48.80	No	No
+0:11	0.0	0	Yes	No	0.00	48.80	No	No
+0:12	0.0	0	Yes	No	0.00	48.80	No	No
+0:13	0.0	0	Yes	No	0.00	48.80	No	No
+0:14	0.0	0	Yes	No	0.00	48.80	No	No

DDEC® Reports - Hard Brake #2

Print Date: Dec 19, 2007 12:35 PM (CST)

Doughty & Powers Engineering
 5929 Knight Ave
 Tuscaloosa, AL 35405
 205-758-4488

Trip: 11/16/2004 to 12/19/2007 (EST)
 Vehicle ID: XXXXXXXXXX
 Driver ID: XXXXXXXXXX
 Odometer: 399645.5 mi

Incident Time: 11/02/2007 13:59:41 (EST)

Incident Odometer: 393904.7 mi

Time	Vehicle Speed (mph)	Engine Speed (rpm)	Brake	Clutch	Engine Load (%)	Throttle (%)	Cruise	Diagnostic Code
-1:00	45.0	1369	No	No	61.50	64.80	No	No
-0:59	45.5	1381	No	No	61.00	64.40	No	No
-0:58	46.5	1399	No	No	56.00	62.40	No	No
-0:57	46.5	1412	No	No	56.50	62.00	No	No
-0:56	47.5	1429	No	No	52.50	59.20	No	No
-0:55	47.5	1435	No	No	34.50	47.60	No	No
-0:54	47.5	1439	No	No	26.50	41.20	No	No
-0:53	47.0	1425	No	No	8.50	16.00	No	No
-0:52	46.5	1416	No	No	8.50	15.60	No	No
-0:51	46.5	1391	No	No	0.00	0.00	No	No
-0:50	45.0	1365	No	No	0.00	0.00	No	No
-0:49	44.0	1327	No	No	0.00	0.00	No	No
-0:48	43.0	1291	No	No	0.00	0.00	No	No
-0:47	42.5	1280	No	No	4.00	6.80	No	No
-0:46	41.5	1255	No	No	21.00	32.00	No	No
-0:45	42.0	1273	No	No	41.50	48.80	No	No
-0:44	42.5	1284	No	No	55.50	59.60	No	No
-0:43	42.5	1294	No	No	51.50	54.80	No	No
-0:42	43.0	1295	No	No	36.50	46.00	No	No
-0:41	43.0	1302	No	No	33.00	43.60	No	No
-0:40	43.0	1300	No	No	26.50	39.60	No	No
-0:39	43.0	1299	No	No	23.00	36.80	No	No
-0:38	42.5	1290	No	No	13.50	22.00	No	No
-0:37	42.5	1287	No	No	15.50	24.80	No	No
-0:36	42.0	1273	No	No	15.50	23.60	No	No
-0:35	42.0	1271	No	No	13.50	20.80	No	No
-0:34	41.5	1259	No	No	10.50	17.20	No	No
-0:33	42.0	1271	No	No	14.00	23.20	No	No
-0:32	41.5	1253	No	No	24.50	36.00	No	No
-0:31	41.5	1253	No	No	20.00	30.40	No	No
-0:30	41.5	1256	No	No	24.50	37.20	No	No
-0:29	42.0	1262	No	No	35.50	44.80	No	No
-0:28	42.0	1266	No	No	38.00	46.40	No	No
-0:27	42.5	1280	No	No	44.00	61.20	No	No
-0:26	43.0	1297	No	No	54.50	57.60	No	No
-0:25	43.5	1312	No	No	50.00	55.60	No	No
-0:24	44.0	1327	No	No	48.00	54.80	No	No
-0:23	44.0	1337	No	No	42.50	50.40	No	No
-0:22	44.5	1342	No	No	24.50	39.60	No	No
-0:21	44.5	1348	No	No	38.00	48.40	No	No
-0:20	44.5	1346	No	No	24.50	38.00	No	No
-0:19	44.5	1350	No	No	16.00	27.60	No	No
-0:18	44.5	1343	No	No	12.50	20.80	No	No
-0:17	44.5	1341	No	No	12.50	20.80	No	No
-0:16	44.0	1336	No	No	0.00	0.00	No	No

DDEC® Reports - Hard Brake #2

Print Date: Dec 19, 2007 12:35 PM (CST)

Doughty & Powers Engineering
 5929 Knight Ave
 Tuscaloosa, AL 35405
 205-758-4488

Trip: 11/16/2004 to 12/19/2007 (EST)
 Vehicle ID: XXXXXXXXXX
 Driver ID: XXXXXXXXXX
 Odometer: 399645.5 mi

Incident Time: 11/02/2007 13:59:41 (EST)

Incident Odometer: 393904.7 mi

Time	Vehicle Speed (mph)	Engine Speed (rpm)	Brake	Clutch	Engine Load (%)	Throttle (%)	Cruise	Diagnostic Code
-0:15	43.0	1303	No	No	0.00	0.00	No	No
-0:14	42.5	1285	No	No	6.00	10.00	No	No
-0:13	42.5	1282	No	No	13.50	22.00	No	No
-0:12	42.5	1284	No	No	28.50	41.20	No	No
-0:11	42.5	1288	No	No	42.00	49.60	No	No
-0:10	43.0	1294	No	No	37.50	46.80	No	No
-0:09	43.0	1303	No	No	46.00	55.20	No	No
-0:08	43.0	1306	No	No	43.00	50.80	No	No
-0:07	43.5	1315	No	No	36.50	46.40	No	No
-0:06	43.5	1310	No	No	15.00	23.60	No	No
-0:05	43.0	1306	No	No	7.00	10.80	No	No
-0:04	42.5	1293	No	No	6.00	9.60	No	No
-0:03	42.5	1281	No	No	6.00	9.60	No	No
-0:02	42.0	1272	No	No	0.00	0.00	No	No
-0:01	36.0	1087	No	No	0.00	0.00	No	No
0:00	28.5	865	Yes	No	0.00	0.00	No	No
+0:01	22.0	571	Yes	Yes	27.00	0.00	No	No
+0:02	15.5	600	Yes	Yes	19.00	0.00	No	No
+0:03	9.0	601	Yes	Yes	19.00	0.00	No	No
+0:04	3.0	601	Yes	Yes	19.00	0.00	No	No
+0:05	0.0	601	Yes	Yes	19.00	0.00	No	No
+0:06	0.0	599	Yes	Yes	20.50	0.00	No	No
+0:07	0.0	584	Yes	Yes	37.00	0.00	No	No
+0:08	0.0	599	Yes	Yes	21.00	0.00	No	No
+0:09	0.0	598	Yes	Yes	21.00	0.00	No	No
+0:10	0.0	604	Yes	Yes	16.50	0.00	No	No
+0:11	0.0	600	Yes	Yes	12.00	0.00	No	No
+0:12	0.0	601	Yes	Yes	12.00	0.00	No	No
+0:13	0.0	600	Yes	Yes	13.00	0.00	No	No
+0:14	0.0	601	Yes	Yes	12.00	0.00	No	No

DDEC® Reports - Hard Brake #1

Print Date: Dec 19, 2007 12:35 PM (CST)

Doughty & Powers Engineering
5929 Knight Ave
Tuscaloosa, AL 35405
205-758-4488

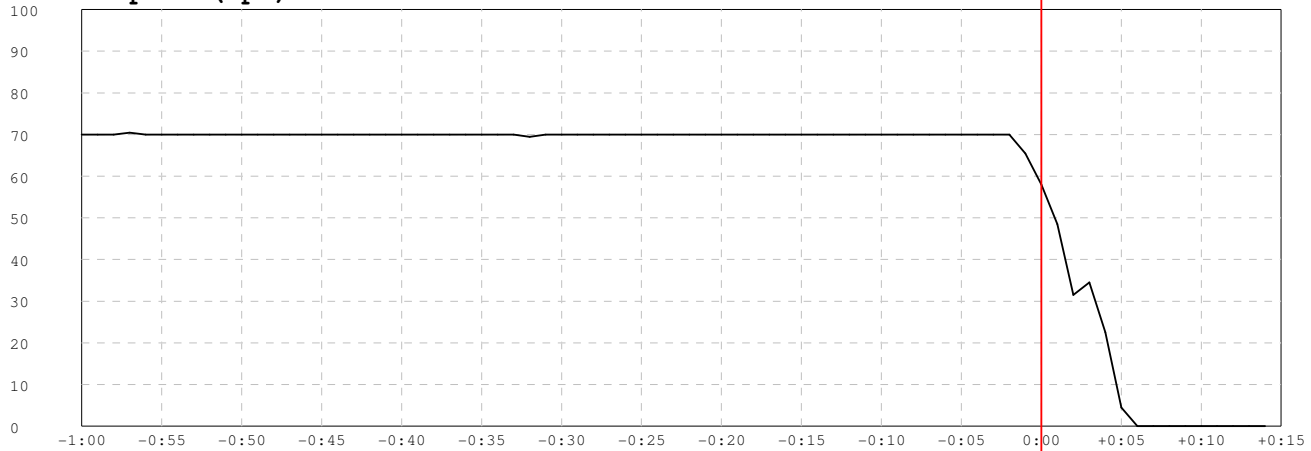
Trip: 11/16/2004 to 12/19/2007 (EST)
Vehicle ID: [REDACTED]
Driver ID: [REDACTED]
Odometer: 399645.5 mi

Trip Distance	399645.5 mi	Trip Time	9630:40:18
Trip Fuel	65604.75 gal	Fuel Consumption	6.81 gal/h
Fuel Economy	6.09 mpg	Idle Time	2555:42:37
Avg Drive Load	48 %	Idle Percent	26.54 %
Avg Vehicle Speed	56.5 mph	Idle Fuel	1825.38 gal

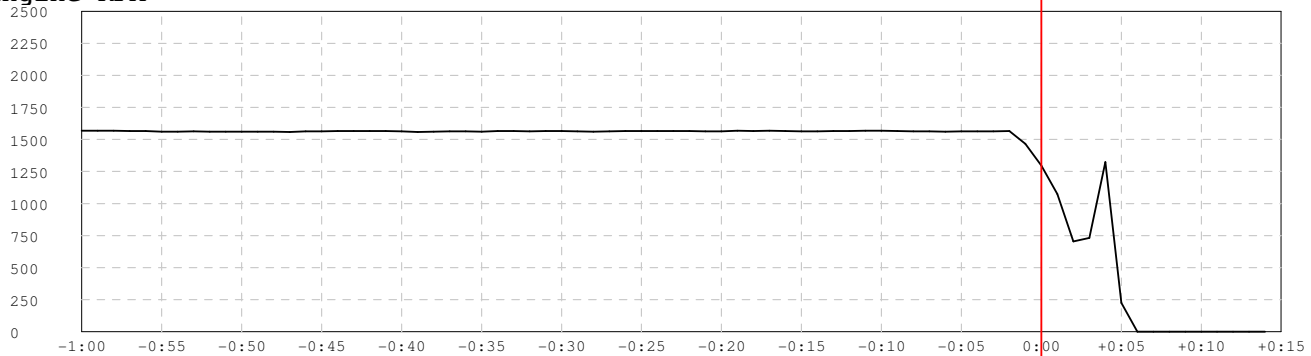
Incident Time: 11/16/2007 03:01:17 (EST)

Incident Odometer: 399645.4 mi

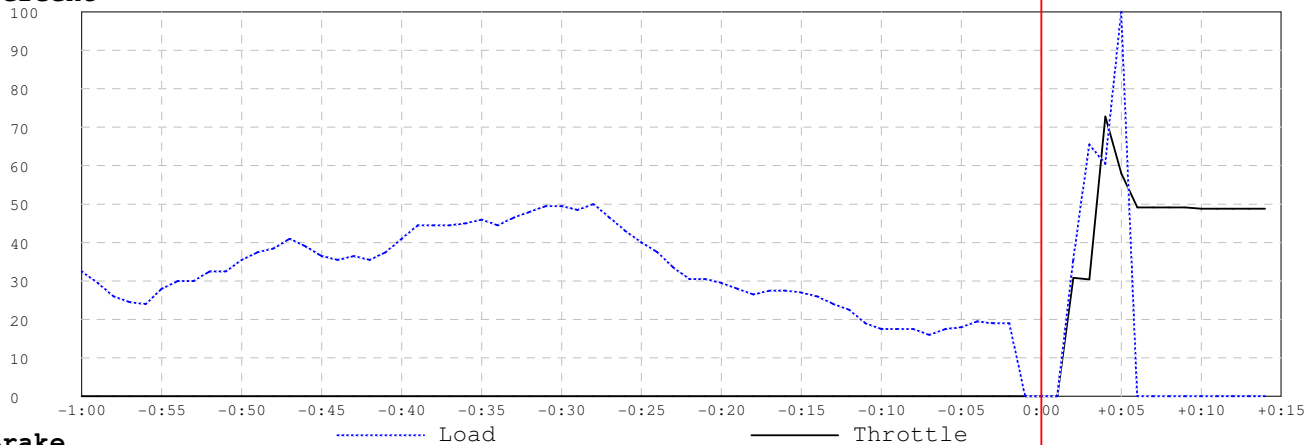
Vehicle Speed (mph)



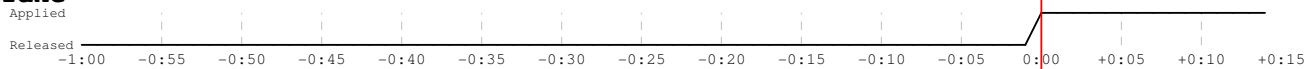
Engine RPM



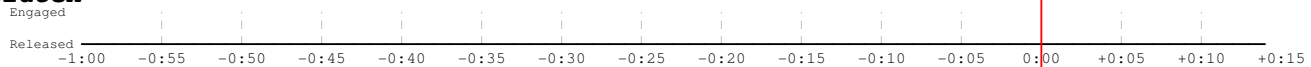
Percent



Brake



Clutch



DDEC® Reports - Hard Brake #2

Print Date: Dec 19, 2007 12:35 PM (CST)

Doughty & Powers Engineering
5929 Knight Ave
Tuscaloosa, AL 35405
205-758-4488

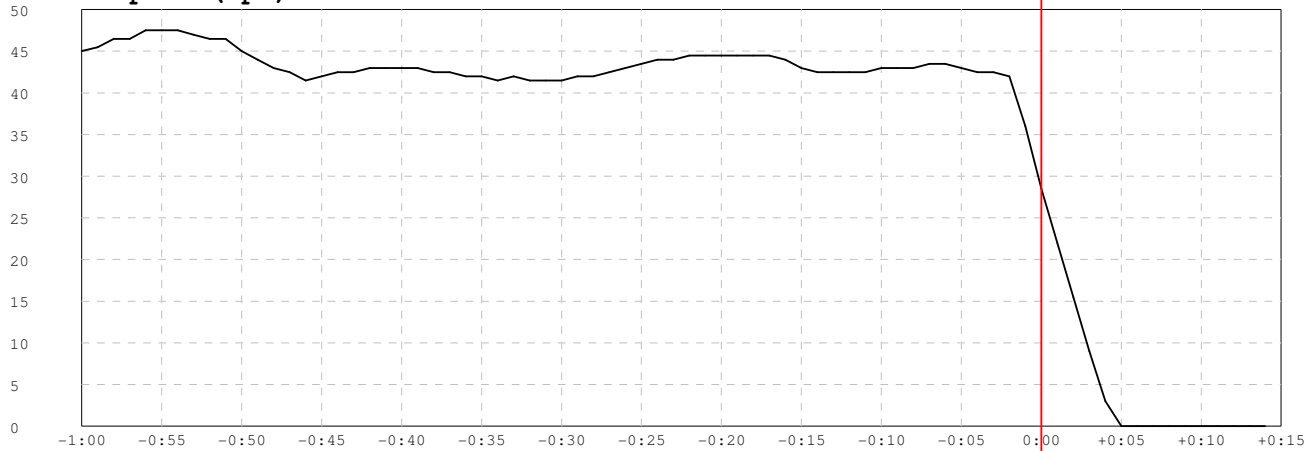
Trip: 11/16/2004 to 12/19/2007 (EST)
Vehicle ID: XXXXXXXXXX
Driver ID: XXXXXXXXXX
Odometer: 399645.5 mi

Trip Distance	399645.5 mi	Trip Time	9630:40:18
Trip Fuel	65604.75 gal	Fuel Consumption	6.81 gal/h
Fuel Economy	6.09 mpg	Idle Time	2555:42:37
Avg Drive Load	48 %	Idle Percent	26.54 %
Avg Vehicle Speed	56.5 mph	Idle Fuel	1825.38 gal

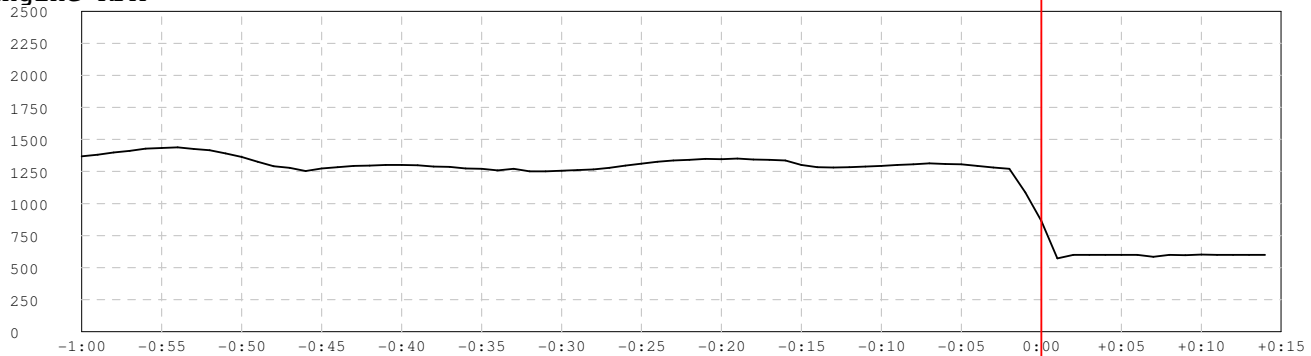
Incident Time: 11/02/2007 13:59:41 (EST)

Incident Odometer: 393904.7 mi

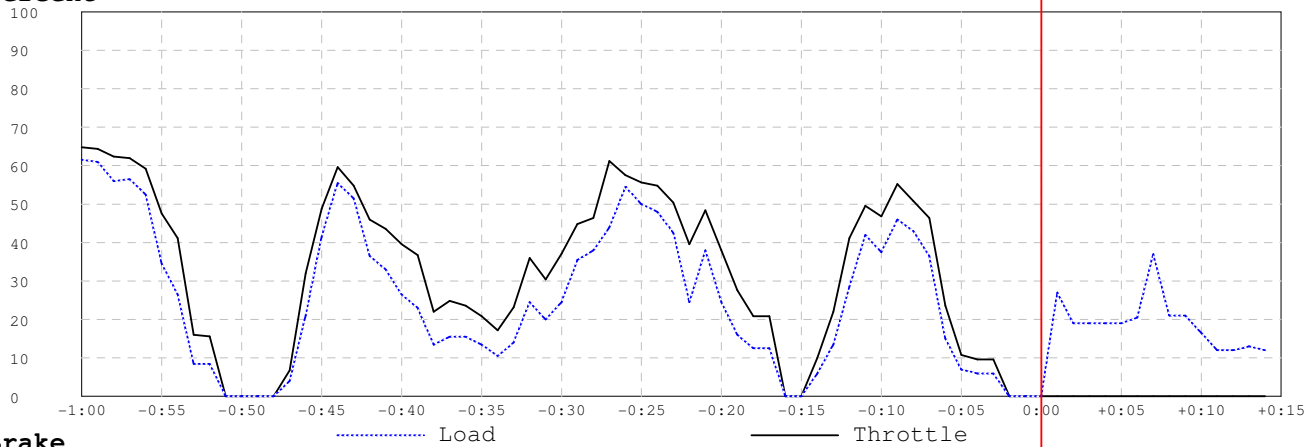
Vehicle Speed (mph)



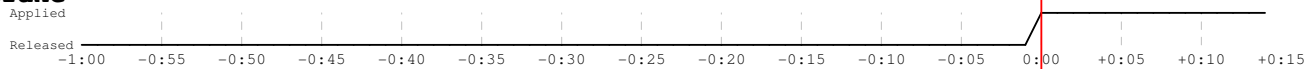
Engine RPM



Percent



Brake



Clutch

